




















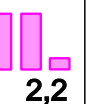



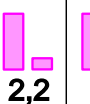
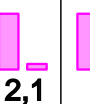

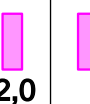
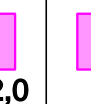
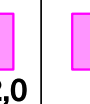






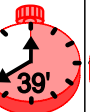
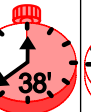




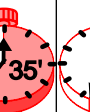

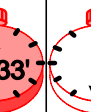






















PKW - NUTZUNG

- Stadt Nürnberg -

PRO (PRIVAT-EM) PKW/TAG	1989	1992	1995	1998	1999	2000	2001	2002	2003	2004	2005	2006	2007	2008	2009	2010
NUTZUNGS-QUOTE (%)	 67	 67	 66	 61	 59	 58	 58	 58	 58	 59	 60	 61	 62	 61	 60	 62
FAHRTEN	 2,3	 2,3	 2,2	 2,3	 2,3	 2,2	 2,2	 2,2	 2,2	 2,2	 2,1	 2,1	 2,0	 2,0	 2,0	 1,9
DAUER (Min)	 41'	 43'	 40'	 41'	 41'	 39'	 38'	 37'	 37'	 36'	 34'	 35'	 34'	 33'	 31'	 32'
BESETZUNG	 1,3	 1,3	 1,3	 1,3	 1,3	 1,3	 1,3	 1,3	 1,3	 1,3	 1,4	 1,3	 1,3	 1,3	 1,3	 1,3